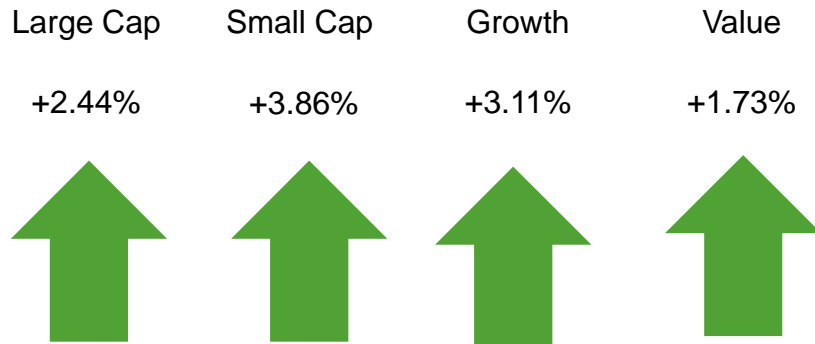


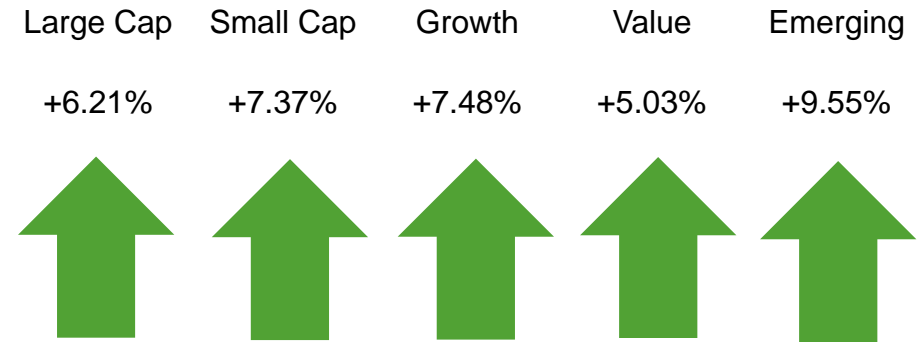
Market Update: A Quarter in Review

March 31, 2017

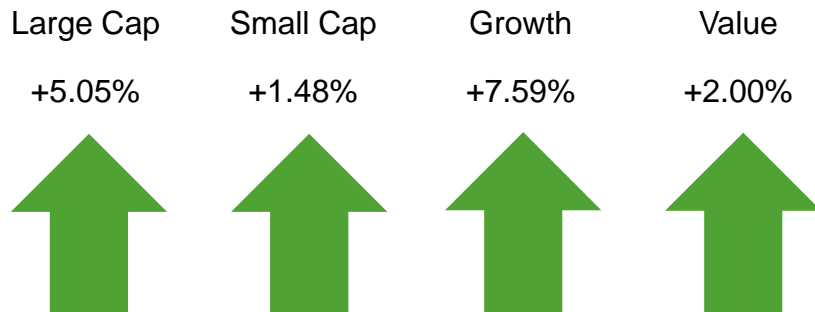
CANADIAN STOCKS



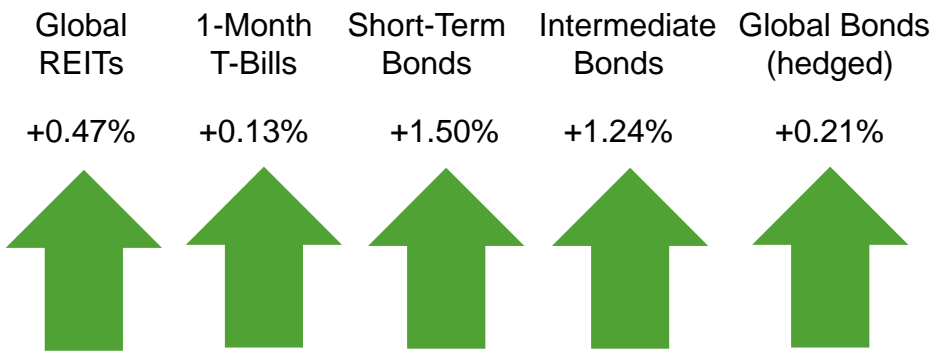
INTERNATIONAL STOCKS



US STOCKS



REAL ESTATE AND FIXED INCOME



Data is in Canadian dollars. Market segment (index representation) as follows: Canadian stocks: Large Cap (S&P/TSX 60), Small Cap (MSCI Canadian Small), Growth (MSCI Canadian Growth), Value (MSCI Canadian Value); US stocks: Large Cap (S&P 500), Small Cap (Russell 2000), Growth (Russell 3000 Growth), Value (Russell 3000 Value); International stocks: Large Cap (MSCI EAFE [net div]), Small Cap (MSCI EAFE Small Cap [net div]), Growth (MSCI EAFE Growth [net div]), Value (MSCI EAFE Value [net div]), Emerging Markets (MSCI Emerging [net div]); Real Estate: Global REITs (S&P Global REIT [net div]); Fixed Income: Canadian (Canadian 1-month T-bills), Short Term Bonds (FTSE TMX Canada Short-Term Bond), Intermediate Bonds (FTSE TMX Canada Universe Bond), Global Bonds-Hedged (Citi World Government Bond Index 1-5 Years [hedged to CAD]). Indexes are not available for direct investment. Index performance does not reflect the expenses associated with the management of an actual portfolio. Past performance does not guarantee future returns.

S&P/TSX data provided by S&P/TSX. MSCI data copyright MSCI 2017, all rights reserved. The S&P data are provided by Standard & Poor's Index Services Group. Russell data copyright © Russell Investment Group 1995-2017, all rights reserved. Canadian fixed income data provided by FTSE TMX Global Debt Capital Markets Inc., all rights reserved. Citigroup bond indexes copyright 2017 by Citigroup.